



Template for Evidence(s) UI GreenMetric Questionnaire

University : Universitas Islam Negeri Walisongo Semarang
Country : Indonesia
Web Address : <https://walisongo.ac.id> web green campus <https://wegreen.walisongo.ac.id>

[2] Energy and Climate Change (EC)

[2.6] Electricity Usage per Year (in Kilowatt hour)

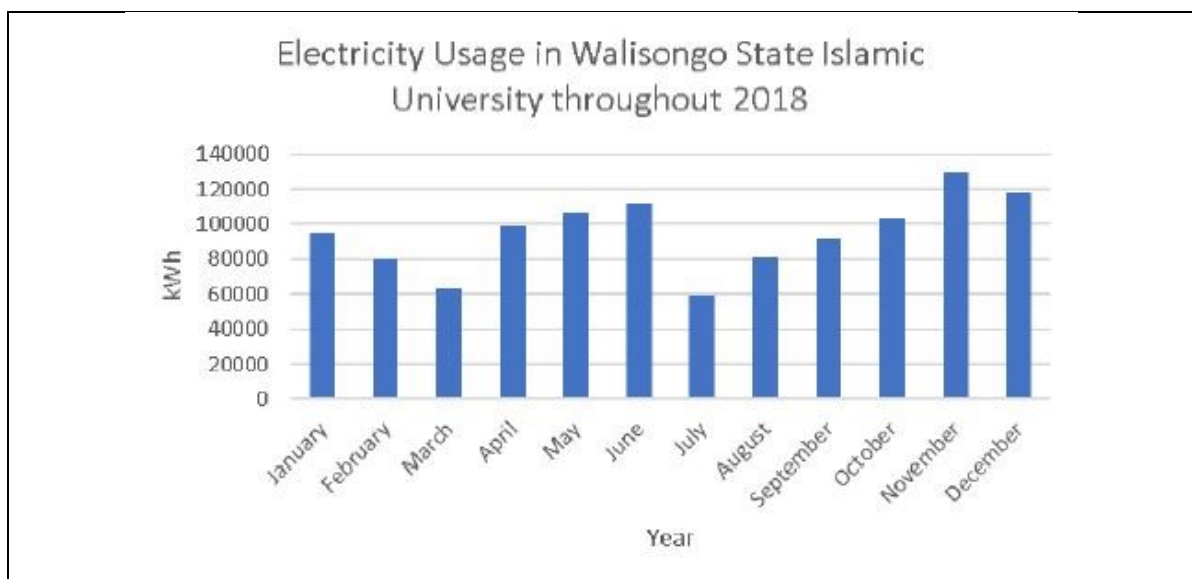


Figure 1. Total electricity usage in 2018

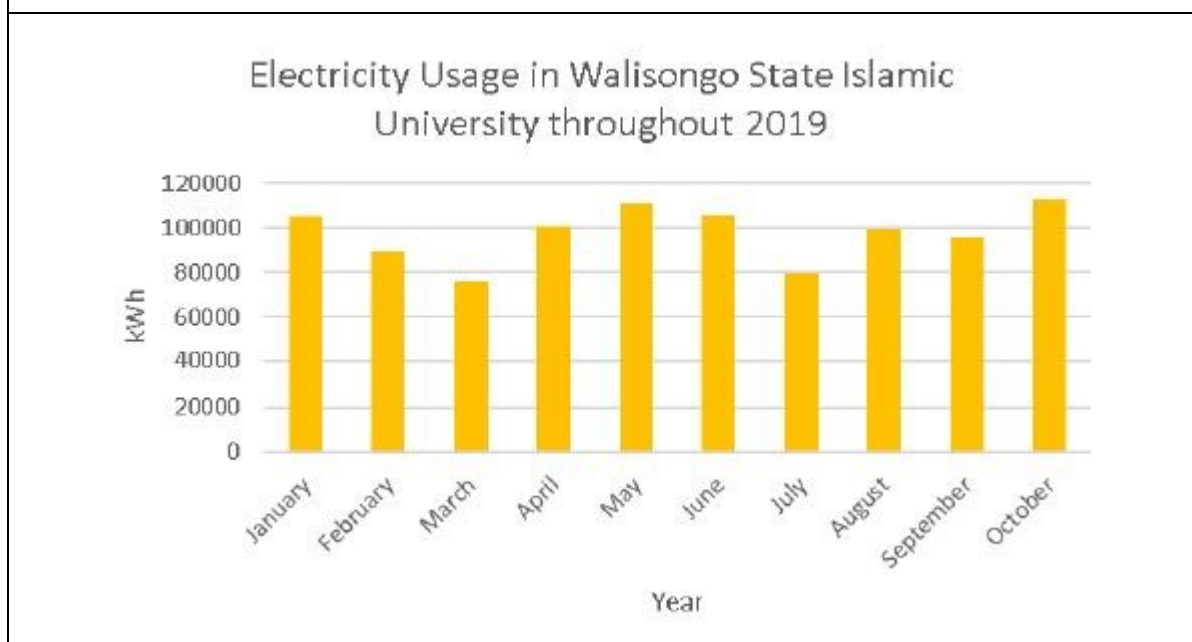


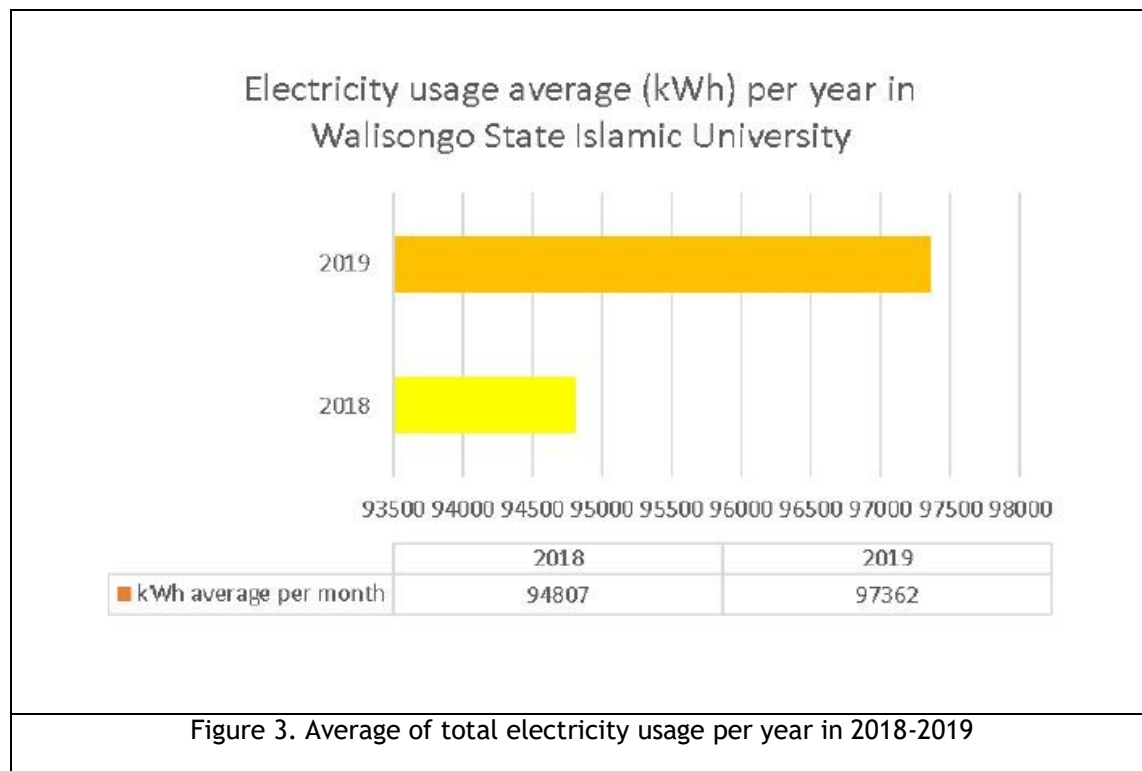
Figure 1. Total electricity usage in 2019



Template for Evidence(s) UI GreenMetric Questionnaire

University : Universitas Islam Negeri Walisongo Semarang
Country : Indonesia
Web Address : <https://walisongo.ac.id> web green campus <https://wegreen.walisongo.ac.id>

[2] Energy and Climate Change (EC)



Description:

The total electricity usage of Universitas Islam Negeri Walisongo Semarang in 2019 are **973621** kWh. It is higher than in 2018. The Universitas Islam Negeri Walisongo Semarang electricity is used for lighting, cooling, laboratory and computer appliances. Although electricity usage enhances in 2019, Universitas Islam Negeri Walisongo Semarang has been planned to reduce electricity usage by replacing high energy consumption appliances with saving energy appliances such as LED and AC eco-friendly in the all building. Furthermore, solar panel system will be installed at Ma'had Building and provide additional electricity resources to fulfill electricity necessity at Universitas Islam Negeri Walisongo Semarang.

Additional evidence link: <https://wegreen.walisongo.ac.id/walisongo-green-campus/energi-dan-perubahan-iklim/>



Template for Evidence(s) UI GreenMetric Questionnaire

University : Universitas Islam Negeri Walisongo Semarang
Country : Indonesia
Web Address : <https://walisongo.ac.id> web green campus <https://wegreen.walisongo.ac.id>

[2] Energy and Climate Change (EC)